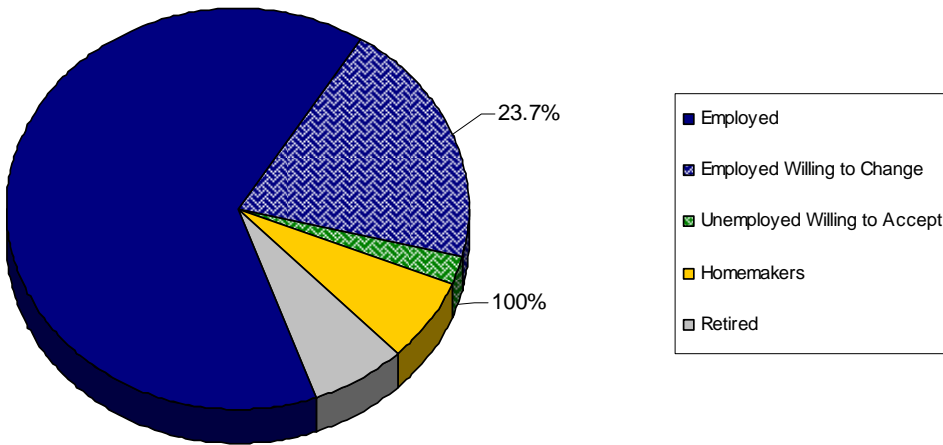


# Workforce Characteristics Education

Those Willing to Change/Accept Employment per Category



## Employment Status:

- 84.4% Employed
- 2.2% Unemployed
- 6.7% Homemakers
- 6.7% Retired

## Top Advertising Media:

(for those seeking employment opportunities)

- Local/Regional Newspapers
  - Mason City Globe Gazette
  - The Des Moines Register
  - Waterloo Courier
- The Internet
  - [www.google.com](http://www.google.com)
  - [www.yahoo.com](http://www.yahoo.com)
- Local Iowa Workforce Development Centers
- Networking through family, friends, and acquaintances

## Education Levels:

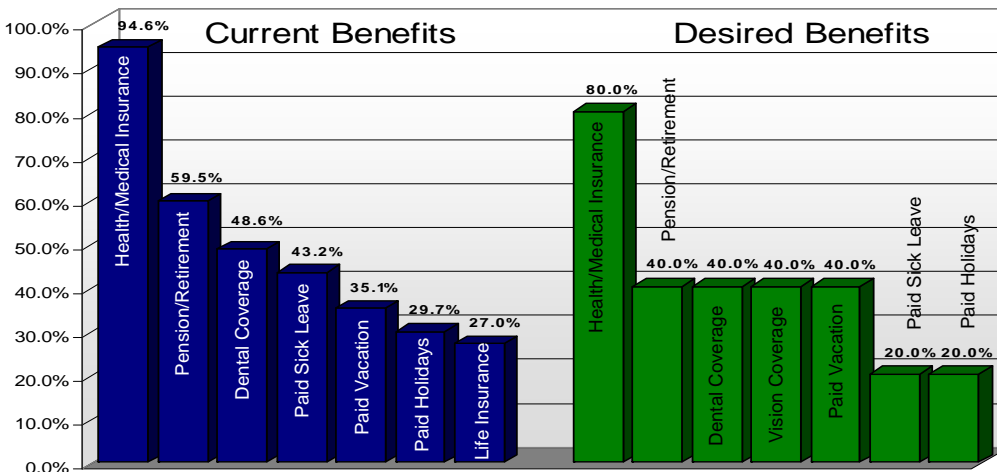
- 95.6% Education beyond high school
- 13.3% Associate degree
- 2.2% Vocational training
- 46.7% Undergraduate degree
- 22.2% Postgraduate degree

## Flexibility in the Workplace:

(by percent of interest)

- Cross-training - 42.9%
- Varied shifts (2nd, 3rd, & split) - 14.3%
- Job sharing - 28.6%
- Job teams - 57.1%
- Seasonal work - 57.1%
- Temporary work - 57.1%

## Current & Desired Benefits:



## Potential Available Labor Per Occupational Category:

### Business Operations:

- Managers- 1,391
- Bookkeeping, Accounting, & Auditing Clerks - 464
- Computer Support Specialists - 928
- Executive Secretaries & Administrative Assistants - 1,855

### Education:

- Childcare Workers - 929
- Elementary & Secondary School Administrators - 927
- Librarians - 465
- Post Secondary Administrators - 461
- Post Secondary Teachers - 467
- Registered Nurses - 469
- Secondary School Teachers - 462
- Special Education Teachers - 928
- Speech Pathologists - 459
- Teacher Assistants - 468
- Teachers & Instructors, Undisclosed - 8,812

### Cafeteria, Custodial, & Support:

- Cooks - 463
- Dishwashers - 460
- Maintenance & Repair Workers - 466

An estimated total of **20,874** people in the Laborshed area

## Commuting:

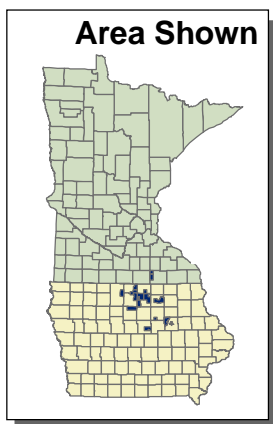
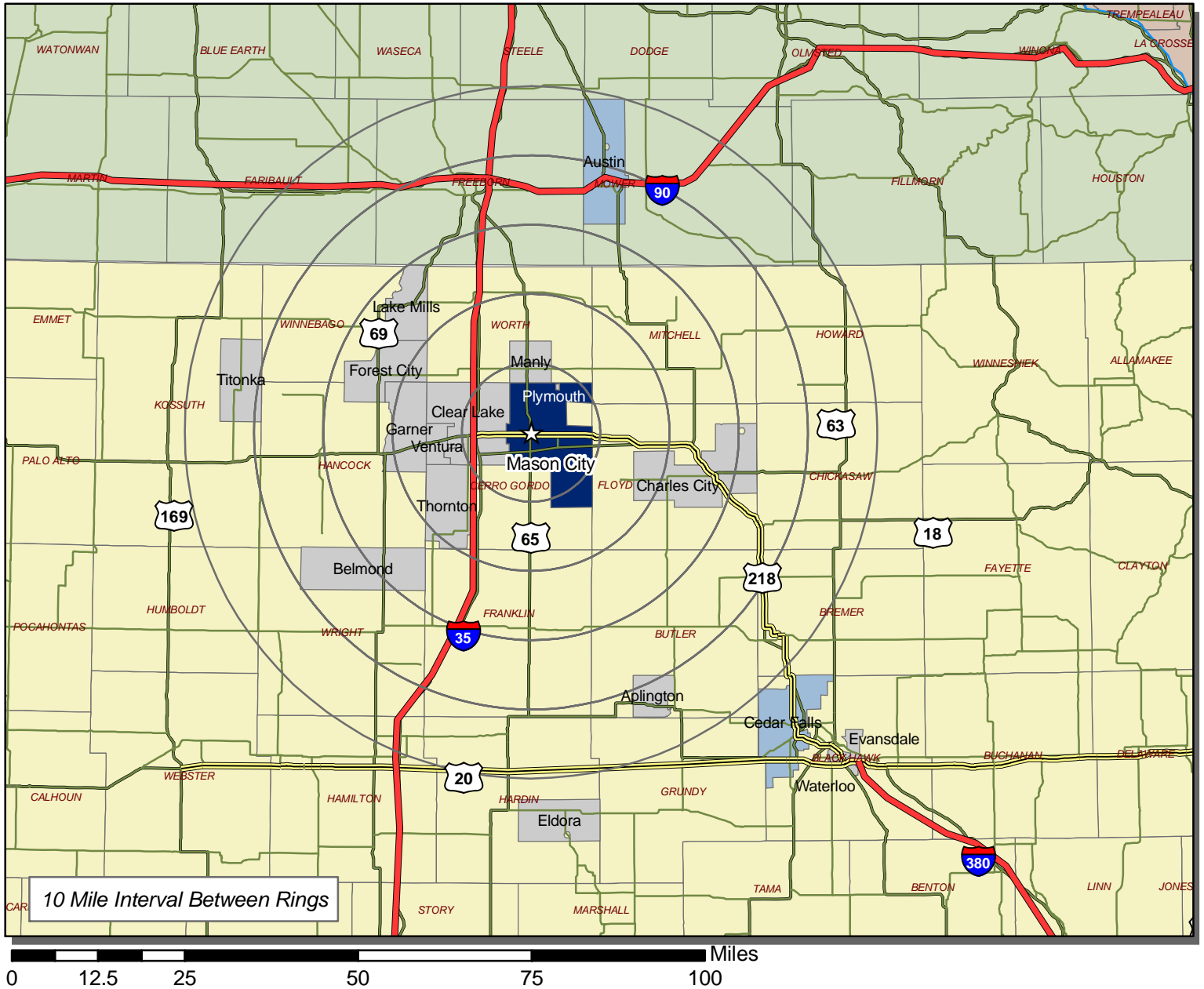
- Workers who have transferable experience/skills are currently commuting an average of 9 miles one way for work.
- Those who are willing to change/accept employment are willing to commute an average of 14 miles one way for the right employment opportunity.

## Other Facts:

- 66.7% paid an annual salary
- 82.2% are/were employed full-time
- 13.3% are/were employed part-time
- Currently working an average of 44 hrs/week
- 15.8% hold two or more jobs

# Education

## Concentration of those with transferable experience/skills by place of residence



### Legend

- ☆ Mason City
- Interstate
- 4-Lane US Highways
- State Highways
- Minnesota County
- Iowa County

### Laborshed Concentration by Place of Residence (per ZIP Code)

- Low
- Moderate
- High

| Occupation   | Occupational Code | Mean Wage    | Entry Wage   | Experienced Wage | Median Wage  |
|--|-------------------|--------------|--------------|------------------|--------------|
| Financial Managers   | 11-3031           | \$ 31.03     | \$ 18.07     | \$ 37.51         | \$ 27.93     |
| Education Administrators, Postsecondary                                    | 11-9033           | \$ 31.75     | \$ 21.82     | \$ 36.72         | \$ 29.50     |
| General and Operations Managers  | 11-1021           | \$ 27.14     | \$ 18.58     | \$ 31.42         | \$ 23.61     |
| Computer Support Specialists   | 15-1041           | \$ 18.58     | \$ 12.96     | \$ 21.39         | \$ 18.06     |
| Clinical, Counseling, and School Psychologists                             | 19-3031           | \$ 23.57     | \$ 20.97     | \$ 24.88         | \$ 23.51     |
| Educational, Vocational, and School Counselors                             | 21-1012           | \$ 20.88     | \$ 15.69     | \$ 23.47         | \$ 20.96     |
| Teachers and Instructors, All Other  | 25-3099           | \$ 13.21     | \$ 8.08      | \$ 15.79         | \$ 9.08      |
| Librarians   | 25-4021           | \$ 21.27     | \$ 14.30     | \$ 24.77         | \$ 19.91     |
| Registered Nurses  | 29-1111           | \$ 16.49     | \$ 9.77      | \$ 19.85         | \$ 15.39     |
| Cooks, Institution and Cafeteria   | 35-2012           | \$ 10.11     | \$ 7.86      | \$ 11.25         | \$ 10.16     |
| Dishwashers  | 35-9021           | \$ 9.02      | \$ 6.79      | \$ 10.15         | \$ 9.04      |
| Janitors and Cleaners, Except Maids and Housekeeping Cleaners              | 37-2011           | \$ 11.74     | \$ 8.53      | \$ 13.33         | \$ 11.65     |
| Child Care Workers   | 39-9011           | \$ 8.44      | \$ 6.56      | \$ 9.39          | \$ 8.66      |
| Bookkeeping, Accounting, and Auditing Clerks                               | 43-3031           | \$ 14.92     | \$ 10.36     | \$ 17.19         | \$ 14.37     |
| Executive Secretaries and Administrative Assistants                        | 43-6011           | \$ 16.37     | \$ 10.95     | \$ 19.08         | \$ 15.91     |
| Secretaries, Except Legal, Medical, and Executive                          | 43-6014           | \$ 12.36     | \$ 8.56      | \$ 14.26         | \$ 11.53     |
| Office Clerks, General   | 43-9061           | \$ 11.28     | \$ 6.81      | \$ 13.53         | \$ 11.08     |
| Maintenance and Repair Workers, General                                    | 49-9042           | \$ 15.41     | \$ 11.79     | \$ 17.23         | \$ 15.29     |
| Bus Drivers, School  | 53-3022           | \$ 12.85     | \$ 6.92      | \$ 15.81         | \$ 11.38     |
| Education Administrators, Elementary and Secondary School                  | 11-9032           | \$ 73,622.00 | \$ 48,049.00 | \$ 86,408.00     | \$ 73,112.00 |
| Postsecondary Teachers, All Other  | 25-1199           | \$ 40,607.00 | \$ 17,990.00 | \$ 51,915.00     | \$ 46,319.00 |
| Elementary School Teachers, Except Special Education                       | 25-2021           | \$ 35,669.00 | \$ 22,740.00 | \$ 42,133.00     | \$ 35,561.00 |
| Middle School Teachers, Except Special and Vocational Education            | 25-2022           | \$ 38,419.00 | \$ 22,949.00 | \$ 46,154.00     | \$ 40,350.00 |
| Secondary School Teachers, Except Special and Vocational Education         | 25-2031           | \$ 35,563.00 | \$ 21,272.00 | \$ 42,708.00     | \$ 36,150.00 |
| Special Education Teachers, Preschool, Kindergarten, and Elementary School | 25-2041           | \$ 42,834.00 | \$ 30,170.00 | \$ 49,166.00     | \$ 40,576.00 |
| Special Education Teachers, Middle School                                  | 25-2042           | \$ 40,025.00 | \$ 29,641.00 | \$ 45,217.00     | \$ 41,135.00 |
| Special Education Teachers, Secondary School                               | 25-2043           | \$ 39,967.00 | \$ 28,773.00 | \$ 45,563.00     | \$ 39,621.00 |
| Teacher Assistants   | 25-9041           | \$ 17,983.00 | \$ 13,400.00 | \$ 20,273.00     | \$ 17,451.00 |

This Iowa Wage Survey for the Mason City Laborshed area was produced by the Labor Market & Economic Research Bureau to provide communities local information on wages by occupation. This publication was developed specifically for the Mason City Laborshed area.

The source of the wage and employment data is the 2005 Iowa Wage Survey which is data collected in 2004 and is aged to the second quarter of 2007. While data were collected for the Iowa Wage Survey, this publication was done independently to provide information on occupational wages for the Mason City Laborshed area. Additional data from the Iowa Wage Survey for individual counties, Iowa Workforce Development regions and by industry statewide are available on the Iowa Workforce Development web site located at [www.iowaworkforce.org](http://www.iowaworkforce.org).