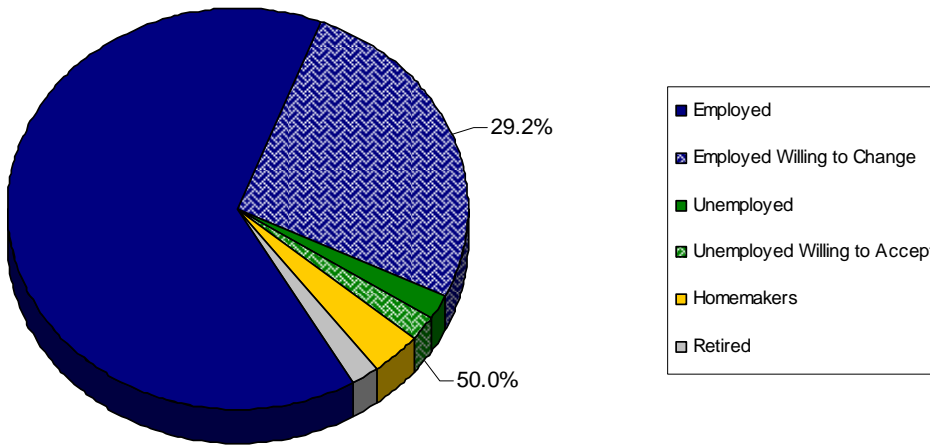


# Workforce Characteristics Health Care

Those Willing to Change/Accept Employment per Category



## Employment Status:

- 90.6% Employed
- 3.8% Unemployed
- 3.8% Homemakers
- 1.9% Retired

## Top Advertising Media:

(for those seeking employment opportunities)

- Local/Regional Newspapers
  - Mason City Globe Gazette
  - Waterloo Courier
  - The Des Moines Register
- The Internet
  - [www.google.com](http://www.google.com)
  - [www.jobs.com](http://www.jobs.com)
  - [www.jobfinder.com](http://www.jobfinder.com)
- Local Iowa Workforce Development Centers
- Networking through family, friends, and acquaintances

## Education Levels:

- 83.0% Education beyond high school
- 30.2% Associate degree
- 3.8% Vocational training
- 3.8% Trade certified
- 18.9% Undergraduate degree
- 13.2% Postgraduate degree

## Flexibility in the Workplace:

(by percent of interest)

- Cross-training - 50.0%
- Varied shifts (2nd, 3rd, & split) - 29.4%
- Job sharing - 37.5%
- Job teams - 81.3%
- Seasonal work - 50.0%
- Temporary work - 37.5%

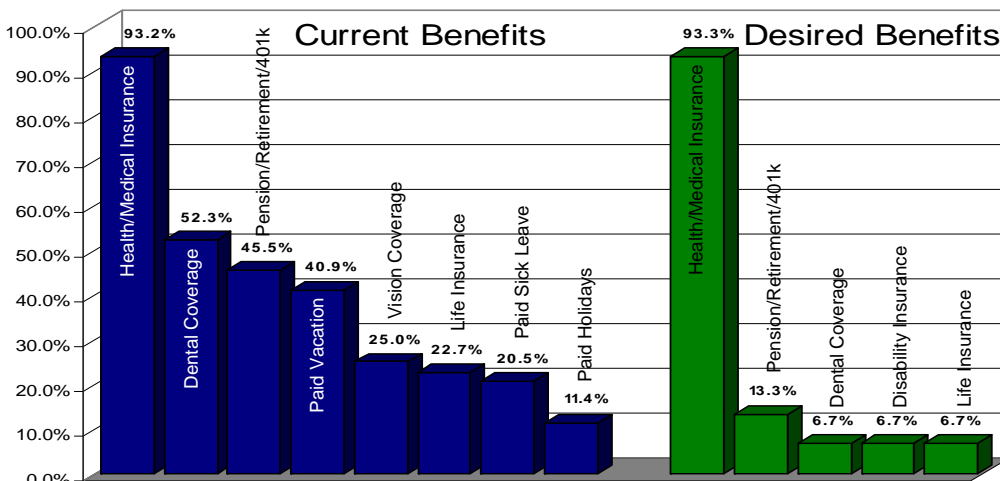
## Underemployment:

Total Underemployment - 7.5%

- Low hours - 5.7%
- Mismatch of skills - 1.9%
- Low income - 0.0%

IWD only counts individuals once when estimating Total Underemployment.

## Current & Desired Benefits:



## Potential Available Labor Per Occupational Category:

### Business Operations:

- Managers - 3,037
- Analysts - 506
- Cashiers - 509
- Computer Specialists - 511
- Education Administrators - 503
- Insurance Claims and Policy Processing Clerks - 514
- Office & Administrative Support Workers - 508
- Secretaries - 1,015

### Medical:

- Dental Assistants - 1,011
- Dentists - 1,012
- Family & General Practitioners - 500
- Home Health Aides - 1,009
- Licensed Practical Nurses - 1,014
- Medical & Clinical Lab Technicians - 1,010
- Medical Records & Health Information Technicians - 498
- Medical Secretaries - 507
- Medical Transcriptionists - 501
- Nursing Aides - 1,519
- Physical Therapists - 1,012
- Radiological Technicians - 502
- Registered Nurses - 4,556
- School Counselors - 499
- Social Workers - 1,013
- Substance Abuse & Behavioral Disorder Counselors - 506
- Teachers - 513

### Food & Custodial:

- Supervisors - 504
- Janitors & Cleaners - 512
- Maintenance Workers - 510
- Security Guards - 505

**An estimated total of 26,316 people in the Laborshed area**

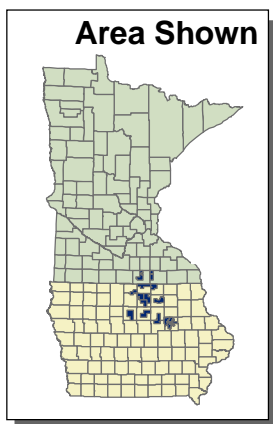
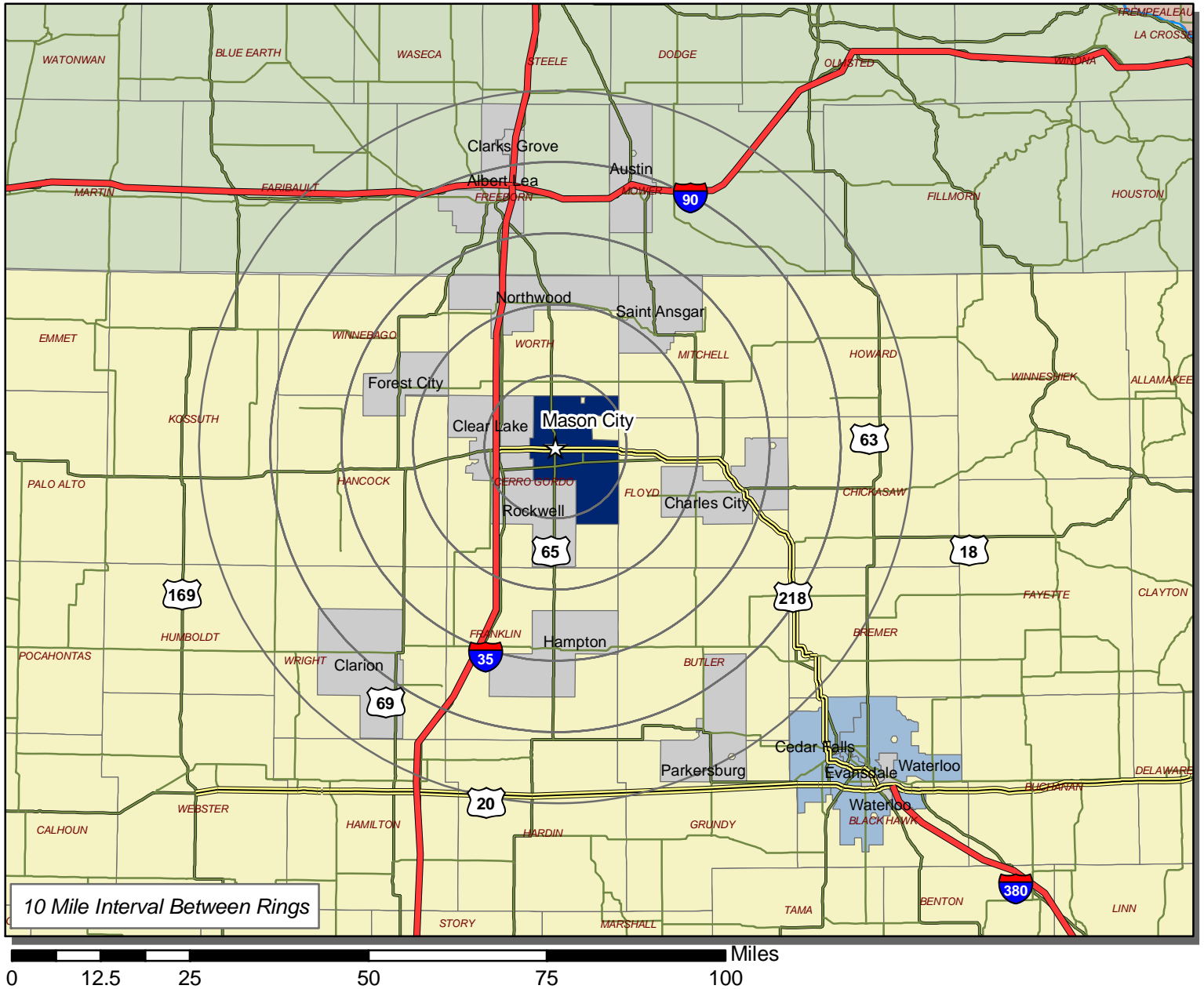
## Commuting:

- Workers who have transferable experience/skills are currently commuting an average of 9 miles one way for work.
- Those who are willing to change/accept employment are willing to commute an average of 17 miles one way for the right employment opportunity.

## Other Facts:

- 76.0% paid an hourly wage
- 73.6% are/were employed full-time
- 24.5% are/were employed part-time
- Currently working an average of 37 hrs/week
- 12.5% hold two or more jobs

# Health Care Concentration of those with transferable experience/skills by place of residence



## Legend

- ☆ Mason City
- Interstate
- 4-Lane US Highways
- State Highways
- Minnesota County
- Iowa County

## Laborshed Concentration

### by Place of Residence (per ZIP Code)

- Low
- Moderate
- High

Occupation	Occupational Code	Mean Wage	Entry Wage	Experienced Wage	Median Wage
Administrative Services Managers	11-3011	\$ 28.15	\$ 16.03	\$ 34.20	\$ 22.11
Medical and Health Services Managers	11-9111	\$ 30.22	\$ 20.32	\$ 35.17	\$ 28.48
Market Research Analysts	19-3021	\$ 22.28	\$ 18.87	\$ 23.99	\$ 21.37
Substance Abuse and Behavioral Disorder Counselors	21-1011	\$ 19.10	\$ 17.05	\$ 20.13	\$ 18.78
Social and Human Service Assistants	21-1093	\$ 11.03	\$ 8.31	\$ 12.39	\$ 10.46
Family and General Practitioners	29-1062	\$ 72.22	\$ 38.32	>\$70	N.A.
Registered Nurses	29-1111	\$ 23.88	\$ 17.72	\$ 26.95	\$ 23.13
Physical Therapists	29-1123	\$ 33.38	\$ 25.81	\$ 37.17	\$ 31.05
Medical and Clinical Laboratory Technologists	29-2011	\$ 23.18	\$ 18.44	\$ 25.54	\$ 23.01
Radiologic Technologists and Technicians	29-2034	\$ 21.91	\$ 17.70	\$ 24.01	\$ 21.75
Licensed Practical and Licensed Vocational Nurses	29-2061	\$ 15.92	\$ 13.52	\$ 17.13	\$ 15.94
Medical Records and Health Information Technicians	29-2071	\$ 15.82	\$ 10.74	\$ 18.36	\$ 14.54
Home Health Aides	31-1011	\$ 10.28	\$ 8.63	\$ 11.11	\$ 10.25
Nursing Aides, Orderlies, and Attendants	31-1012	\$ 10.81	\$ 9.22	\$ 11.60	\$ 10.80
Dental Assistants	31-9091	\$ 13.77	\$ 10.88	\$ 15.22	\$ 13.71
Medical Transcriptionists	31-9094	\$ 13.81	\$ 11.33	\$ 15.05	\$ 13.45
Janitors and Cleaners, Except Maids and Housekeeping Cleaners	37-2011	\$ 10.46	\$ 8.11	\$ 11.63	\$ 10.47
Cashiers	41-2011	\$ 9.43	\$ 8.00	\$ 10.15	\$ 8.47
First-Line Supervisors/Managers of Office and Administrative Support Workers	43-1011	\$ 20.23	\$ 15.56	\$ 22.57	\$ 19.83
Executive Secretaries and Administrative Assistants	43-6011	\$ 16.21	\$ 12.53	\$ 18.05	\$ 15.67
Medical Secretaries	43-6013	\$ 11.80	\$ 8.54	\$ 13.44	\$ 11.58
Secretaries, Except Legal, Medical, and Executive	43-6014	\$ 12.40	\$ 9.50	\$ 13.86	\$ 12.31
Insurance Claims and Policy Processing Clerks	43-9041	\$ 14.20	\$ 10.43	\$ 16.09	\$ 14.98
Office and Administrative Support Workers, All Other	43-9199	\$ 13.64	\$ 11.04	\$ 14.94	\$ 13.81
Maintenance and Repair Workers, General	49-9042	\$ 14.89	\$ 10.88	\$ 16.90	\$ 14.49

This Iowa Wage Survey for the Mason City Laborshed area was produced by the Labor Market & Economic Research Bureau to provide communities local information on wages by occupation. This publication was developed specifically for the Mason City Laborshed area.

The source of the wage and employment data is the 2005 Iowa Wage Survey which is data collected in 2004 and is aged to the second quarter of 2007. While data were collected for the Iowa Wage Survey, this publication was done independently to provide information on occupational wages for the Mason City Laborshed area. Additional data from the Iowa Wage Survey for individual counties, Iowa Workforce Development regions and by industry statewide are available on the Iowa Workforce Development web site located at [www.iowaworkforce.org](http://www.iowaworkforce.org).