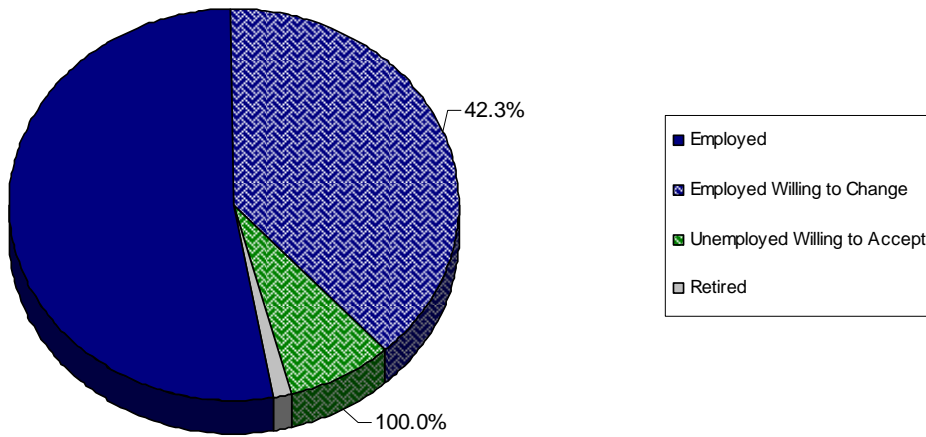


Workforce Characteristics Advanced Manufacturing

Those Willing to Change/Accept Employment
per Category



Employment Status:

- 91.0% Employed
- 7.7% Unemployed
- 1.3% Retired

Top Advertising Media:

(for those seeking employment opportunities)

- Local/Regional Newspapers
 - Mason City Globe Gazette
 - The Des Moines Register
 - Charles City Press
- The Internet
 - www.iowaworkforce.org
 - www.monster.com
- Networking through family, friends, and acquaintances
- Local Iowa Workforce Development Centers
- Private Employment Services

Education Levels:

- 60.3% Education beyond high school
- 20.5% Associate degree
- 3.8% Trade certified
- 16.7% Undergraduate degree
- 1.3% Postgraduate degree

Flexibility in the Workplace:

(by percent of interest)

- Cross-training - 78.4%
- Varied shifts (2nd, 3rd, & split) - 27.0%
- Job sharing - 29.7%
- Job teams - 73.0%
- Seasonal work - 35.1%
- Temporary work - 27.0%

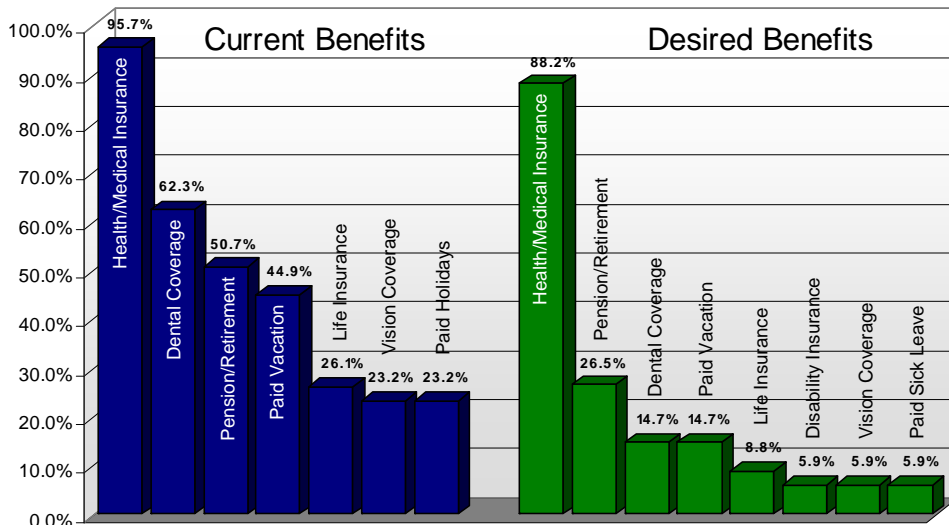
Underemployment:

Total Underemployment - 7.7%

- Low hours - 1.3%
- Mismatch of skills - 5.1%
- Low income - 2.6%

IWD only counts individuals once when estimating Total Underemployment.

Current & Desired Benefits:



Potential Available Labor Per Occupational Category:

Business Operations:

- Management - 181
- Computer Programmers & Software Engineers - 358
- Computer Operators - 363
- Customer Service Reps - 1,075
- Market Analysts - 177
- Secretaries & Office Support - 371

Production:

- Supervisors/Managers - 893
- Engineers/Drafters - 360
- Engine & Machine Assemblers - 182
- Electrical & Electronic Techs - 187
- Assemblers & Fabricators - 901
- Team Assemblers - 362
- Computer Controlled Machine Operators - 185
- Cutting & Punching Machine Operators - 180
- Machinists - 1,077
- Multiple Machine Operators - 530
- Maintenance, Mechanics, & Repairers - 888
- Welders - 544
- Painters - 179
- Production Workers - 3,225
- Water & Liquid Waste Treatment - 186
- Crushing & Grinding Machine Operators - 183

Material Movers:

- Heavy Truck Drivers - 896
- Light Truck Drivers - 364

An estimated total of **13,847** people in the Laborshed area

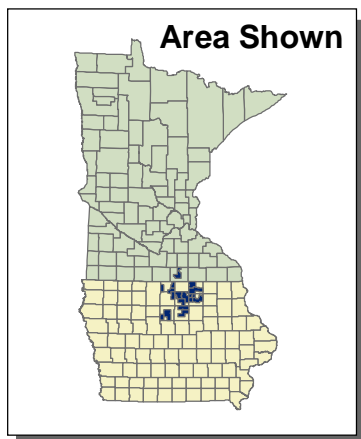
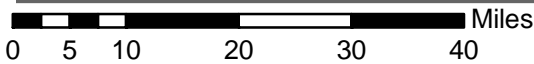
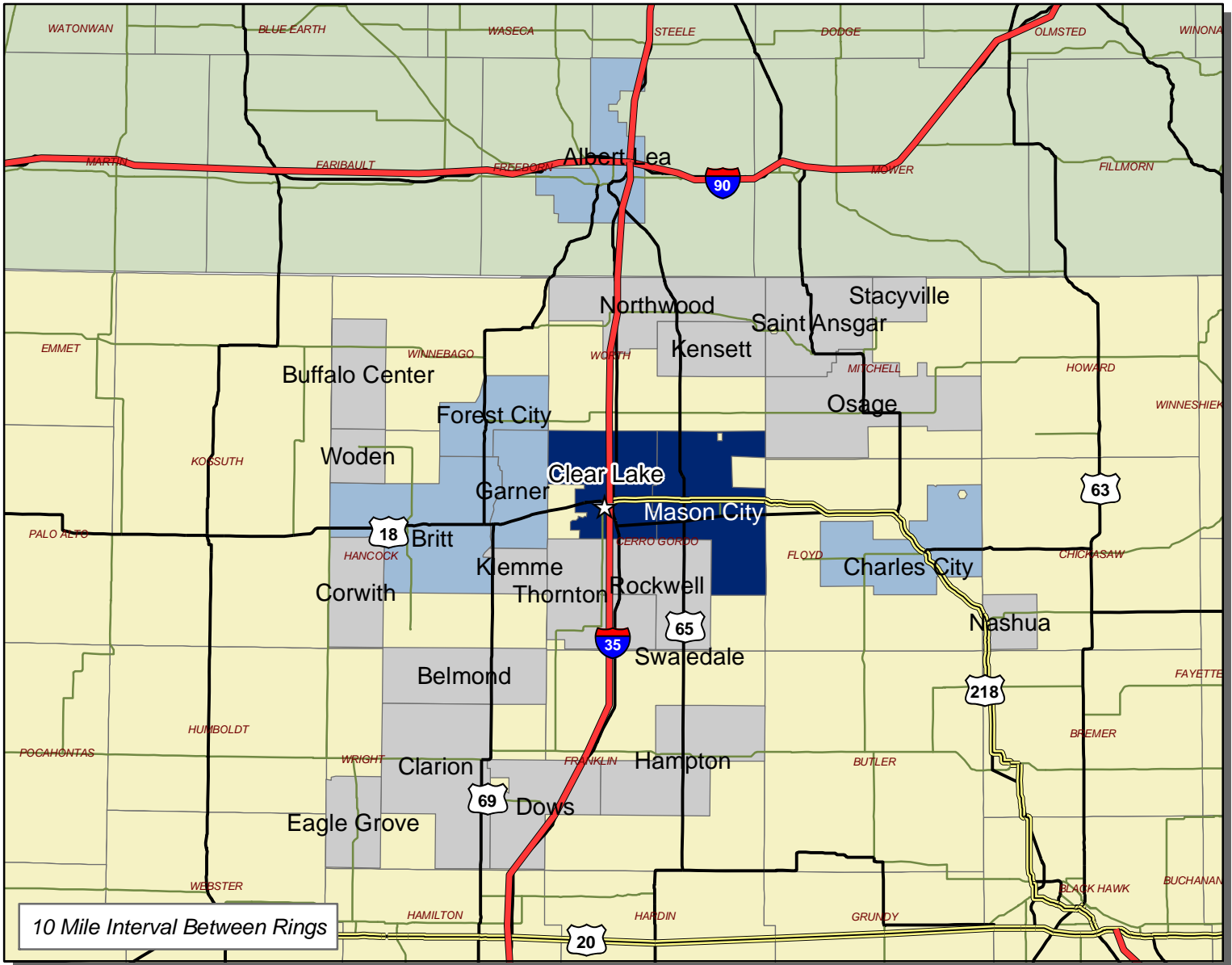
Commuting:

- Workers who have transferable experience/skills are currently commuting an average of 9 miles one way for work.
- Those who are willing to change/accept employment are willing to commute an average of 18 miles one way for the right employment opportunity.

Other Facts:

- 76.6% paid an hourly wage
- 93.6% are/were employed full-time
- 3.8% are/were employed part-time
- Currently working an average of 46 hrs/week
- 15.5% hold two or more jobs

Advanced Manufacturing Concentration of Those with Transferable Experience/Skills by Place of Residence



Legend

- ☆ Clear Lake
- Interstate
- 4-Lane US Highways
- US Highways
- State Highways
- Minnesota County
- Iowa County

Laborshed Concentration

by Place of Residence (per ZIP Code)

- Low
- Moderate
- High

Occupation	Occupational Code	Mean Wage	Entry Wage	Experienced Wage	Median Wage
Assemblers and Fabricators, All Other	51-2099	\$ 11.08	\$ 8.73	\$ 12.24	\$ 10.85
Coating, Painting, and Spraying Machine Setters, Operators, and Tenders	51-9121	\$ 13.90	\$ 11.05	\$ 15.33	\$ 13.81
Commercial and Industrial Designers	27-1021	\$ 21.90	\$ 16.88	\$ 24.40	\$ 22.61
Computer-Controlled Machine Tool Operators, Metal and Plastic	51-4011	\$ 16.50	\$ 13.32	\$ 18.09	\$ 16.41
Cutting, Punching, and Press Machine Setters, Operators, and Tenders, Metal and Plastic	51-4031	\$ 13.22	\$ 10.66	\$ 14.50	\$ 13.02
Electrical and Electronic Engineering Technicians	17-3023	\$ 22.74	\$ 16.96	\$ 25.63	\$ 23.10
Electrical and Electronics Repairers, Commercial and Industrial Equipment	49-2094	\$ 19.52	\$ 17.25	\$ 20.65	\$ 19.09
Engineers, All Other	17-2199	\$ 34.14	\$ 23.43	\$ 39.49	\$ 32.66
First-Line Supervisors/Managers of Production and Operating Workers	51-1011	\$ 21.69	\$ 14.84	\$ 25.12	\$ 20.64
Heat Treating Equipment Setters, Operators, and Tenders, Metal and Plastic	51-4191	\$ 13.47	\$ 12.18	\$ 14.11	\$ 13.41
Helpers--Production Workers	51-9198	\$ 12.01	\$ 8.84	\$ 13.59	\$ 12.12
Industrial Engineering Technicians	17-3026	\$ 19.53	\$ 15.14	\$ 21.73	\$ 18.78
Industrial Engineers	17-2112	\$ 28.48	\$ 21.51	\$ 31.97	\$ 28.04
Industrial Machinery Mechanics	49-9041	\$ 18.10	\$ 14.41	\$ 19.95	\$ 17.13
Industrial Production Managers	11-3051	\$ 32.48	\$ 20.96	\$ 38.24	\$ 30.55
Industrial Truck and Tractor Operators	53-7051	\$ 13.47	\$ 10.50	\$ 14.95	\$ 13.39
Inspectors, Testers, Sorters, Samplers, and Weighers	51-9061	\$ 14.56	\$ 10.33	\$ 16.67	\$ 13.82
Metal Workers and Plastic Workers, All Other	51-4199	\$ 14.85	\$ 11.19	\$ 16.69	\$ 15.17
Milling and Planing Machine Setters, Operators, and Tenders, Metal and Plastic	51-4035	\$ 15.99	\$ 15.04	\$ 16.46	\$ 16.18
Painters, Transportation Equipment	51-9122	\$ 14.26	\$ 12.87	\$ 14.97	\$ 14.29
Plating and Coating Machine Setters, Operators, and Tenders, Metal and Plastic	51-4193	\$ 13.05	\$ 8.90	\$ 15.12	\$ 13.09
Stationary Engineers and Boiler Operators	51-8021	\$ 19.78	\$ 15.60	\$ 21.88	\$ 18.66
Structural Metal Fabricators and Fitters	51-2041	\$ 14.99	\$ 12.03	\$ 16.46	\$ 15.35
Team Assemblers	51-2092	\$ 13.62	\$ 10.26	\$ 15.29	\$ 12.92
Tool and Die Makers	51-4111	\$ 19.07	\$ 15.60	\$ 20.80	\$ 19.22
Truck Drivers, Heavy and Tractor-Trailer	53-3032	\$ 16.73	\$ 12.25	\$ 18.97	\$ 15.51
Truck Drivers, Light or Delivery Services	53-3033	\$ 12.77	\$ 9.38	\$ 14.45	\$ 11.43
Weighers, Measurers, Checkers, and Samplers, Recordkeeping	43-5111	\$ 13.65	\$ 11.73	\$ 14.63	\$ 13.56
Welders, Cutters, Solderers, and Brazers	51-4121	\$ 14.04	\$ 11.46	\$ 15.31	\$ 14.27
Welding, Soldering, and Brazing Machine Setters, Operators, and Tenders	51-4122	\$ 15.43	\$ 12.60	\$ 16.84	\$ 15.72

This Iowa Wage Survey for the Clear Lake Laborshed area was produced by the Labor Market & Economic Research Bureau to provide communities local information on wages by occupation. This publication was developed specifically for the Clear Lake Laborshed area.

The source of the wage and employment data is the 2005 Iowa Wage Survey which is data collected in 2004 and is aged to the second quarter of 2007. While data were collected for the Iowa Wage Survey, this publication was done independently to provide information on occupational wages for the Clear Lake Laborshed area. Additional data from the Iowa Wage Survey for individual counties, Iowa Workforce Development regions and by industry statewide are available on the Iowa Workforce Development web site located at www.iowaworkforce.org.