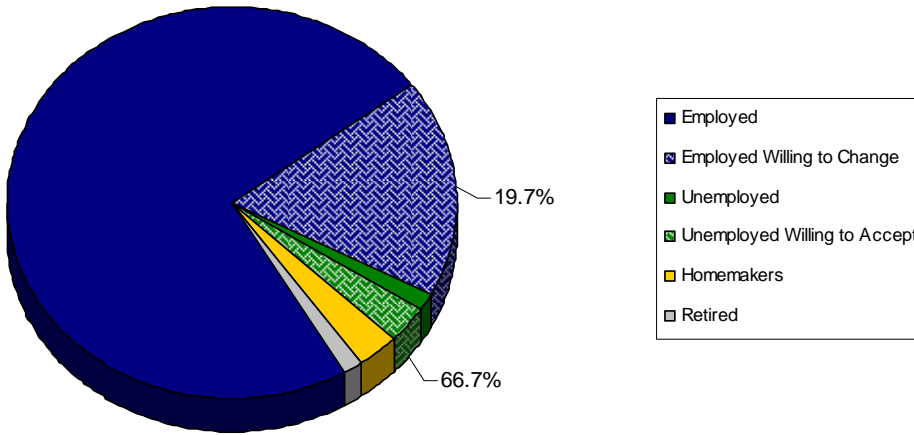


Workforce Characteristics Healthcare

Those Willing to Change/Accept Employment per Category



Employment Status:

- 91.0% Employed
- 4.5% Unemployed
- 3.0% Homemakers
- 1.5% Retired

Top Advertising Media:

(for those seeking employment opportunities)

- The Internet
 - www.monster.com
 - www.globegazette.com
- Local/Regional Newspapers
 - Globe Gazette - Mason City
 - The Des Moines Register
- Networking through family, friends, and acquaintances
- Local Iowa Workforce Development Centers

Education Levels:

- 83.6% Education beyond high school
- 19.4% Associate degree
- 6.0% Vocational Training
- 3.0% Trade certified
- 26.9% Undergraduate degree
- 13.4% Postgraduate degree

Flexibility in the Workplace:

(by percent of interest)

- Cross-training - 50.0%
- Varied shifts (2nd, 3rd, & split) - 21.4%
- Job sharing - 28.6%
- Job teams - 64.3%
- Seasonal work - 35.7%
- Temporary work - 21.4%

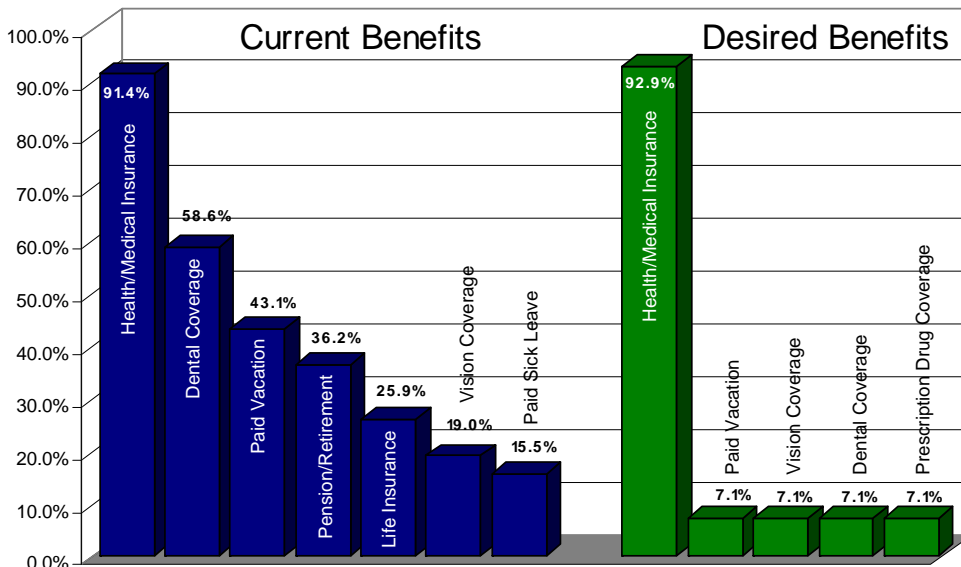
Underemployment:

Total Underemployment - 1.5%

- Low hours - 1.5%
- Mismatch of skills - 0.0%
- Low income - 0.0%

IWD only counts individuals once when estimating Total Underemployment.

Current & Desired Benefits:



Potential Available Labor Per Occupational Category:

Business Operations:

- Managers - 1,155
- Supervisors - 387
- Analysts - 192
- Computer Specialists - 196
- Receptionists, Secretaries, & Clerks - 2,117
- Residential Advisors - 189
- Security Guards - 193

Medical:

- Aides & Healthcare Support - 1,540
- Dental Assistants - 575
- Dental Hygienists - 578
- Licensed Practical & Vocational Nurses - 384
- Medical & Clinical Lab Technicians - 186
- Medical Assistants - 191
- Registered Nurses - 1,347
- Physical Therapists - 386
- Physician Assistants - 195
- Physicians & Surgeons - 385
- Psychologists - 188
- Radiological Technicians - 197
- Social Workers - 190
- Sonographers - 194
- Teachers - 383

Custodial & Maintenance:

- Janitors & Maids - 388
- Maintenance Workers - 187

An estimated total of 11,923 people in the Laborshed area

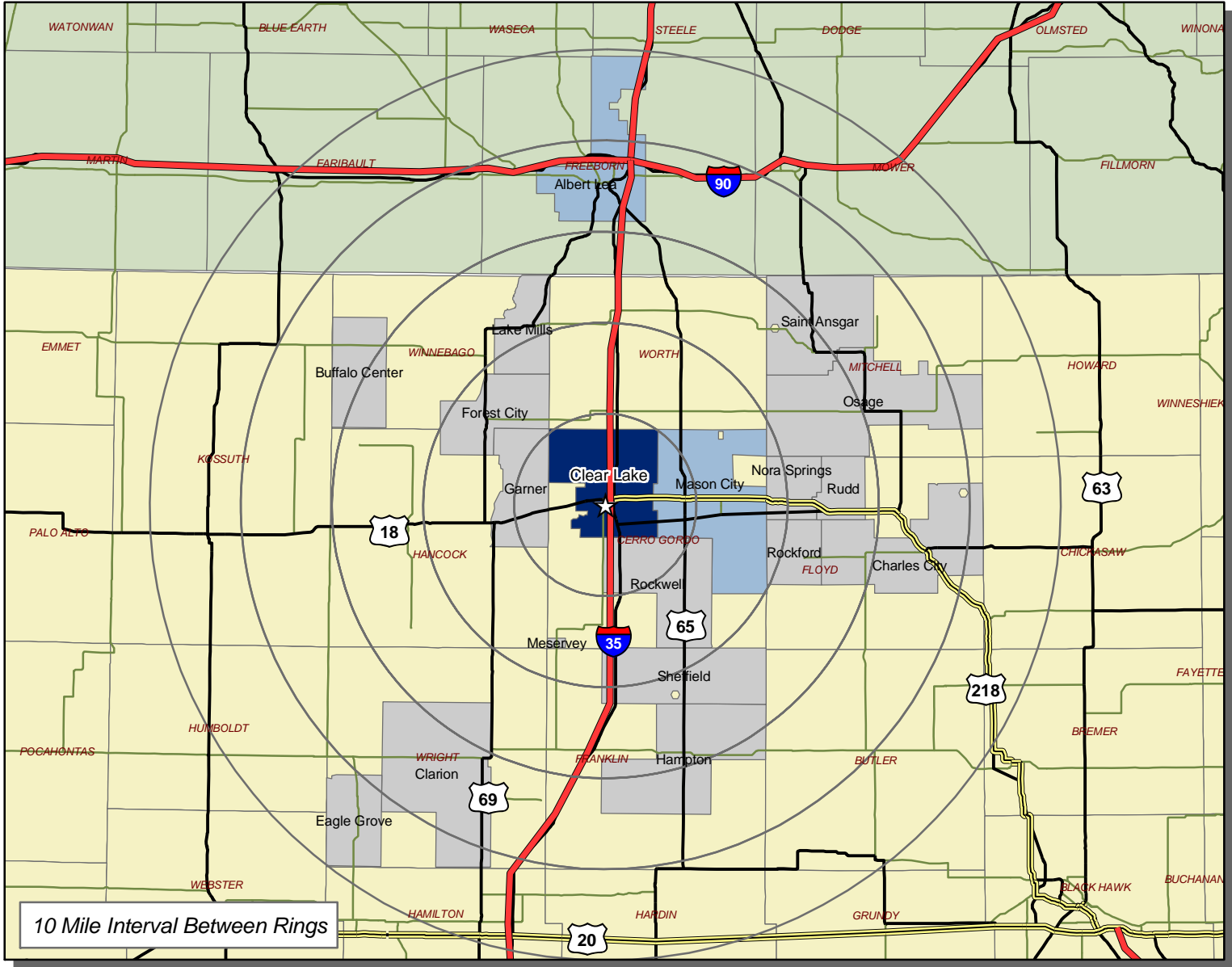
Commuting:

- Workers who have transferable experience/skills are currently commuting an average of 10 miles one way for work.
- Those who are willing to change/accept employment are willing to commute an average of 12 miles one way for the right employment opportunity.

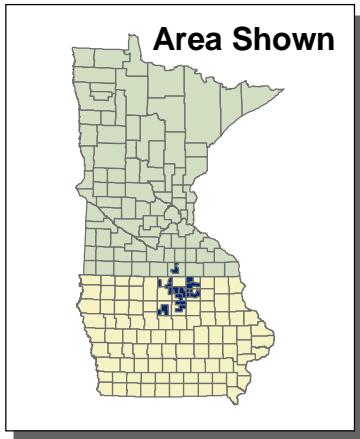
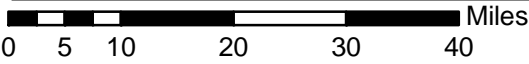
Other Facts:

- 81.3% paid an hourly wage
- 83.6% are/were employed full-time
- 13.4% are/were employed part-time
- Currently working an average of 39 hrs/week
- 6.6% hold two or more jobs

Health Care Concentration of Those with Transferable Experience/Skills by Place of Residence



10 Mile Interval Between Rings



Legend

- ☆ Clear Lake
- Interstate
- 4-Lane US Highways
- US Highways
- State Highways
- US Highways
- Minnesota County
- Iowa County

Laborshed Concentration

- by Place of Residence (per ZIP Code)
- Low
 - Moderate
 - High

Occupation	Occupational Code	Mean Wage	Entry Wage	Experienced Wage	Median Wage
Cardiovascular Technologists and Technicians	29-2031	\$ 22.07	\$ 16.66	\$ 24.77	\$ 21.14
Chief Executives	11-1011	\$ 59.79	\$ 35.03	>\$70	\$ 56.81
Clinical, Counseling, and School Psychologists	19-3031	\$ 34.13	\$ 19.28	\$ 41.56	\$ 30.71
Dental Assistants	31-9091	\$ 13.77	\$ 10.88	\$ 15.22	\$ 13.71
Dental Hygienists	29-2021	\$ 29.06	\$ 25.18	\$ 31.00	\$ 29.33
Diagnostic Medical Sonographers	29-2032	\$ 26.41	\$ 20.60	\$ 29.31	\$ 26.24
Dietitians and Nutritionists	29-1031	\$ 23.41	\$ 18.90	\$ 25.66	\$ 23.80
Emergency Medical Technicians and Paramedics	29-2041	\$ 13.59	\$ 8.78	\$ 15.99	\$ 11.79
Health Technologists and Technicians, All Other	29-2099	\$ 13.67	\$ 9.39	\$ 15.81	\$ 12.90
Healthcare Support Workers, All Other	31-9099	\$ 11.83	\$ 9.83	\$ 12.82	\$ 11.64
Home Health Aides	31-1011	\$ 10.28	\$ 8.63	\$ 11.11	\$ 10.25
Insurance Claims and Policy Processing Clerks	43-9041	\$ 14.20	\$ 10.43	\$ 16.09	\$ 14.98
Janitors and Cleaners, Except Maids and Housekeeping Cleaners	37-2011	\$ 10.46	\$ 8.11	\$ 11.63	\$ 10.47
Licensed Practical and Licensed Vocational Nurses	29-2061	\$ 15.92	\$ 13.52	\$ 17.13	\$ 15.94
Medical and Clinical Laboratory Technicians	29-2012	\$ 17.41	\$ 14.30	\$ 18.96	\$ 16.83
Medical and Clinical Laboratory Technologists	29-2011	\$ 23.18	\$ 18.44	\$ 25.54	\$ 23.01
Medical Assistants	31-9092	\$ 12.83	\$ 10.31	\$ 14.09	\$ 12.29
Medical Equipment Repairers	49-9062	\$ 19.00	\$ 12.09	\$ 22.46	\$ 20.47
Medical Records and Health Information Technicians	29-2071	\$ 15.82	\$ 10.74	\$ 18.36	\$ 14.54
Medical Transcriptionists	31-9094	\$ 13.81	\$ 11.33	\$ 15.05	\$ 13.45
Network and Computer Systems Administrators	15-1071	\$ 22.95	\$ 18.95	\$ 24.94	\$ 23.11
Nuclear Medicine Technologists	29-2033	\$ 29.77	\$ 26.67	\$ 31.33	\$ 29.39
Nursing Aides, Orderlies, and Attendants	31-1012	\$ 10.81	\$ 9.22	\$ 11.60	\$ 10.80
Occupational Therapist Assistants	31-2011	\$ 16.75	\$ 13.43	\$ 18.41	\$ 16.66
Occupational Therapists	29-1122	\$ 29.99	\$ 20.51	\$ 34.73	\$ 28.64
Pharmacists	29-1051	\$ 44.02	\$ 39.27	\$ 46.40	\$ 43.73
Pharmacy Technicians	29-2052	\$ 13.06	\$ 10.74	\$ 14.21	\$ 12.93
Public Relations Specialists	27-3031	\$ 20.12	\$ 16.31	\$ 22.02	\$ 20.31
Radiologic Technologists and Technicians	29-2034	\$ 21.91	\$ 17.70	\$ 24.01	\$ 21.75
Registered Nurses	29-1111	\$ 23.88	\$ 17.72	\$ 26.95	\$ 23.13
Rehabilitation Counselors	21-1015	\$ 14.38	\$ 9.67	\$ 16.73	\$ 13.45
Respiratory Therapists	29-1126	\$ 20.91	\$ 17.62	\$ 22.55	\$ 20.78
Surgical Technologists	29-2055	\$ 17.38	\$ 13.96	\$ 19.09	\$ 17.03
Switchboard Operators, Including Answering Service	43-2011	\$ 11.27	\$ 9.64	\$ 12.09	\$ 11.39
Training and Development Specialists	13-1073	\$ 13.89	\$ 9.88	\$ 15.90	\$ 13.00

This Iowa Wage Survey for the Clear Lake Laborshed area was produced by the Labor Market & Economic Research Bureau to provide communities local information on wages by occupation. This publication was developed specifically for the Clear Lake Laborshed area.

The source of the wage and employment data is the 2005 Iowa Wage Survey which is data collected in 2004 and is aged to the second quarter of 2007. While data were collected for the Iowa Wage Survey, this publication was done independently to provide information on occupational wages for the Clear Lake Laborshed area. Additional data from the Iowa Wage Survey for individual counties, Iowa Workforce Development regions and by industry statewide are available on the Iowa Workforce Development web site located at www.iowaworkforce.org.